

How I upload videos from my digital camcorder to the St. Barnabas' website

By Ed Knight, member of St. Barnabas Episcopal Church of the Deaf, 6/23/08

The purpose of this workshop is first to show how I upload videos from my digital camcorder, convert their format, upload them to Google Video, and add a link from the St. Barnabas' church website to Google Video. The scope of this workshop does not include a survey of different options for equipment, file formats, or compare Google Video vs. YouTube. It is simply an explanation of a process that I have that I have discovered works for me. This workshop does not cover video editing or how to be a webmaster.

Another purpose of this workshop is to encourage those who have not tried this process to give it a try, and to give screenshots and detailed step by step instructions to make the process easy.

A third purpose of this workshop is to help others in the ECD share our beautiful ASL services and Episcopal liturgy with deaf people who are not familiar with them, who are home-bound, or who are former members who moved far away. A side benefit is to people who are learning sign language who can view our videos.

Finally and most importantly, the purpose of this workshop relates to evangelism. I recently heard a lecture by author Brian McLaren. Brian McLaren describes evangelism as "doing the work of the Kingdom". In the Bible, Jesus proclaims the Kingdom of Heaven. McLaren says this means what Earth would look like if God's will were being done here as it is in Heaven, which is what we pray for in the Lord's Prayer. I believe the work of the ECD and St. Barnabas fits into this category.

Equipment that I am using

Below is the equipment that I use. Note / caveat: I have not done a comparison of different types of equipment, so this is not a recommendation based on any evaluation of various types of equipment. This is just what equipment I have and it works for me.

Sony Handycam DVD camcorder

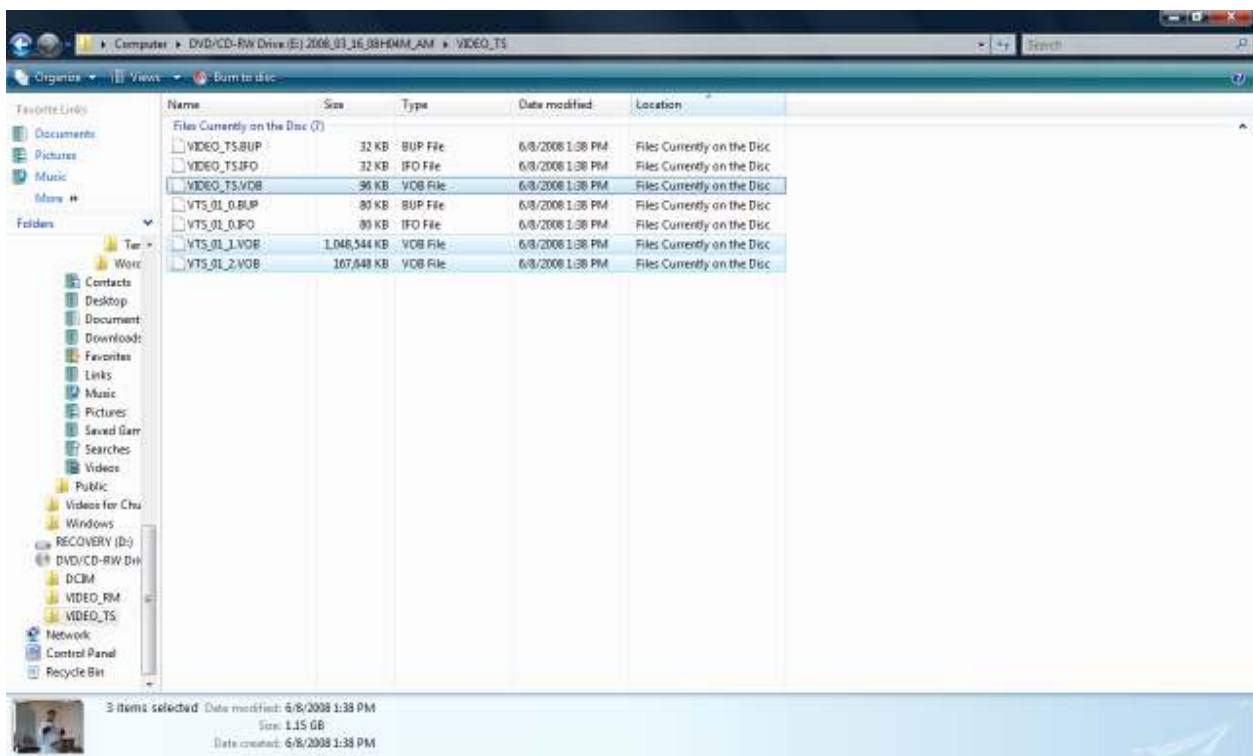
Memorex mini DVD+RW (1.4 GB 30 minutes)

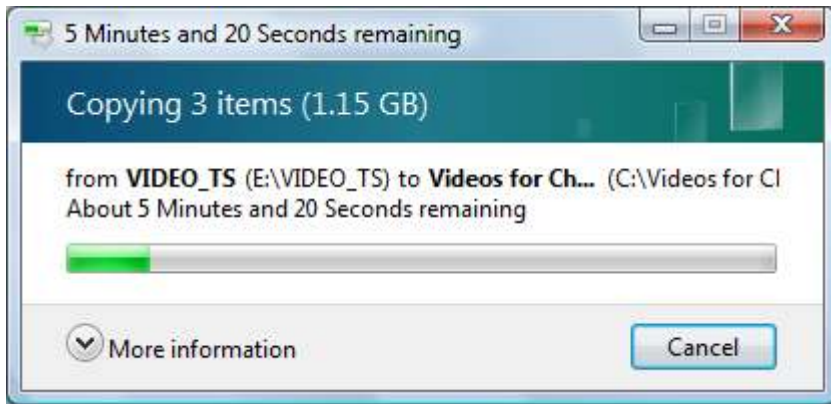
Tripod (optional)

PC or Mac – mine is a Dell Inspiron 1525 Notebook with Vista. (I am still learning Vista.)

Steps

1. Prepare camcorder before church: check battery power, check that I have at least one DVD
2. Bring a tripod else arm may get tired and video may be bumpy
3. Try to find a spot up close (front pew) and where lighting is good
4. Take video, pause where there is a lag in the action (this can be hard to predict)
5. If video will exceed 30 minutes, try to find a natural place to stop recording so you can swap DVDs (or get DVDs with higher capacity than I have been using)
6. Afterward at computer, copy .VOB files from the DVD drive (they are in the VIDEO_TS directory) to a location on the PC. This is basically a backup in case the DVD gets overwritten.





Note: keep the DVD in the computer for now.

What is a .VOB file?

From Wikipedia, the free encyclopedia:

“A VOB file (Video Object) is a container format contained in DVD-Video media. VOB is based on MPEG-2 program stream format, but with additional limitations and specifications in the private streams[1][2]. It contains the actual Video, Audio, Subtitle, and Menu contents in stream form.”

Convert .VOB file to .rm file using a Video Converter

What is a .rm file?

From Wikipedia, the free encyclopedia: "RealMedia is a multimedia container format created by RealNetworks. Its extension is ".rm". It is typically used in conjunction with RealVideo and RealAudio and is popular for streaming content over the Internet."

To capture video from my DV camera to the computer, I learned that I needed a Video Converter program to convert the file from .VOB to .rm.

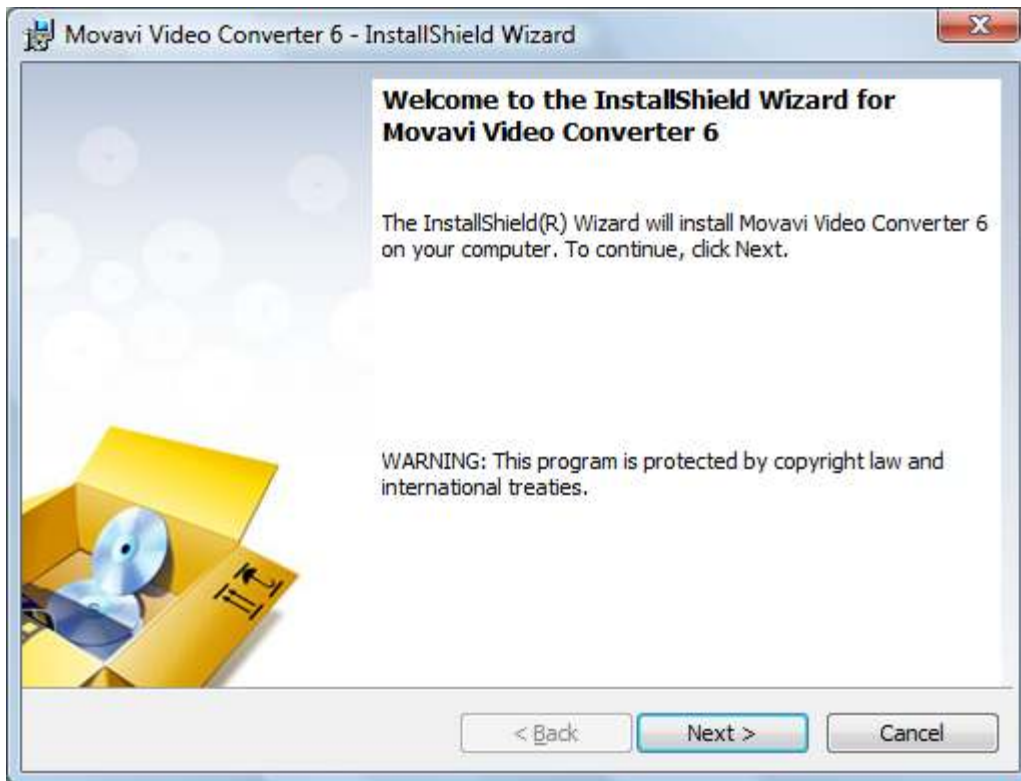
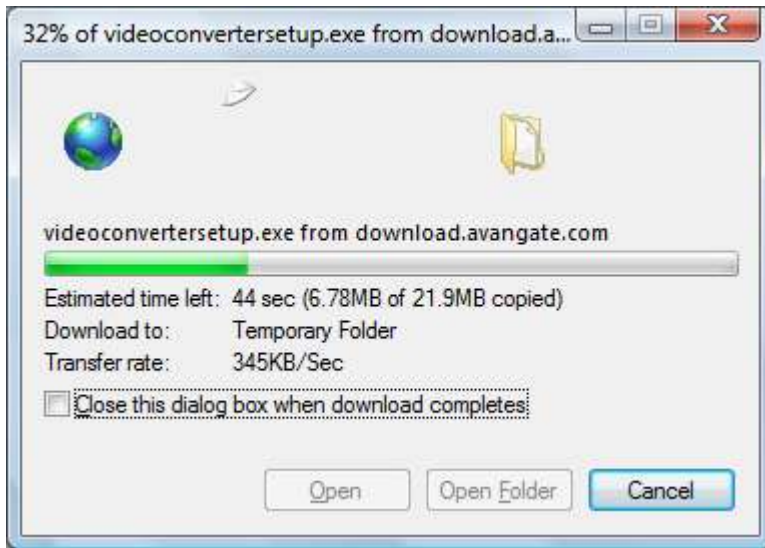
I purchased Movavi Video Converter V6 for \$29.99 but you can download a free trial. Movavi also offers a suite of tools to do things like split and join video files, but I haven't gotten that fancy.

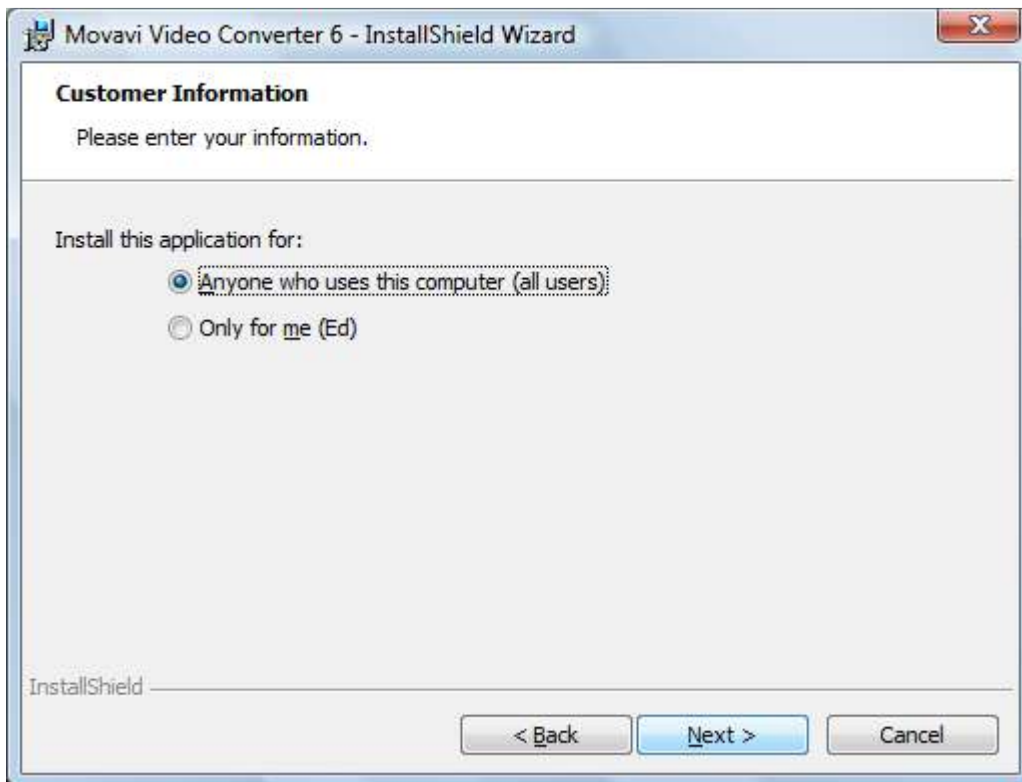
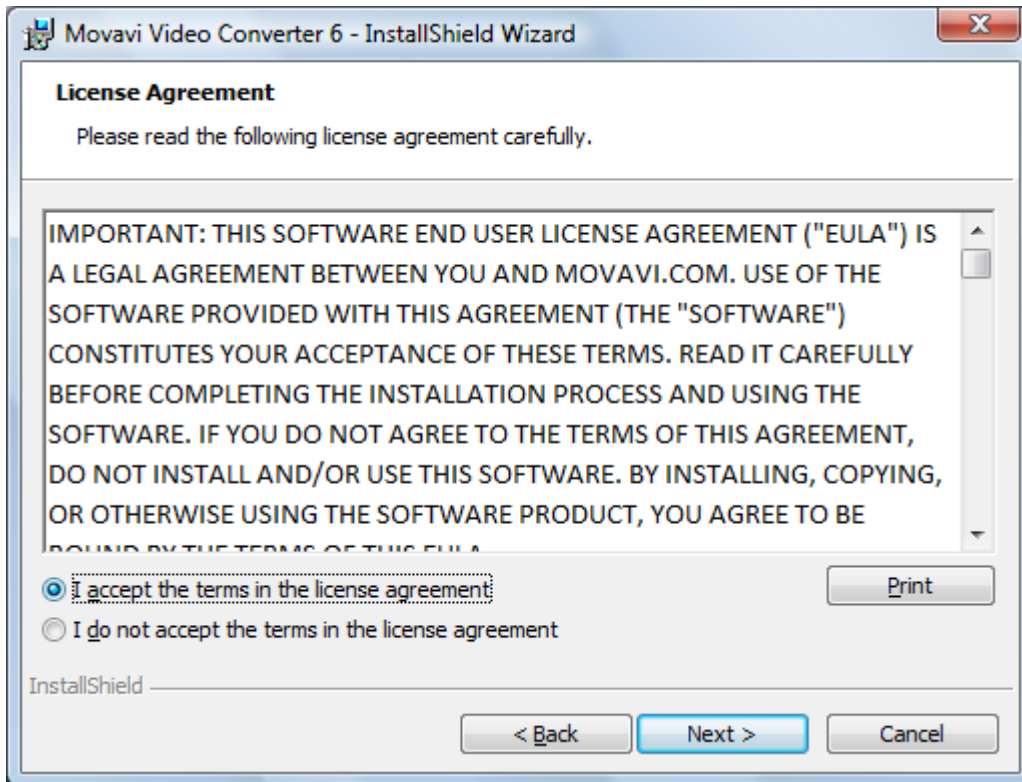
Here is the Movavi website: <http://www.movavi.com/convertmovie/>

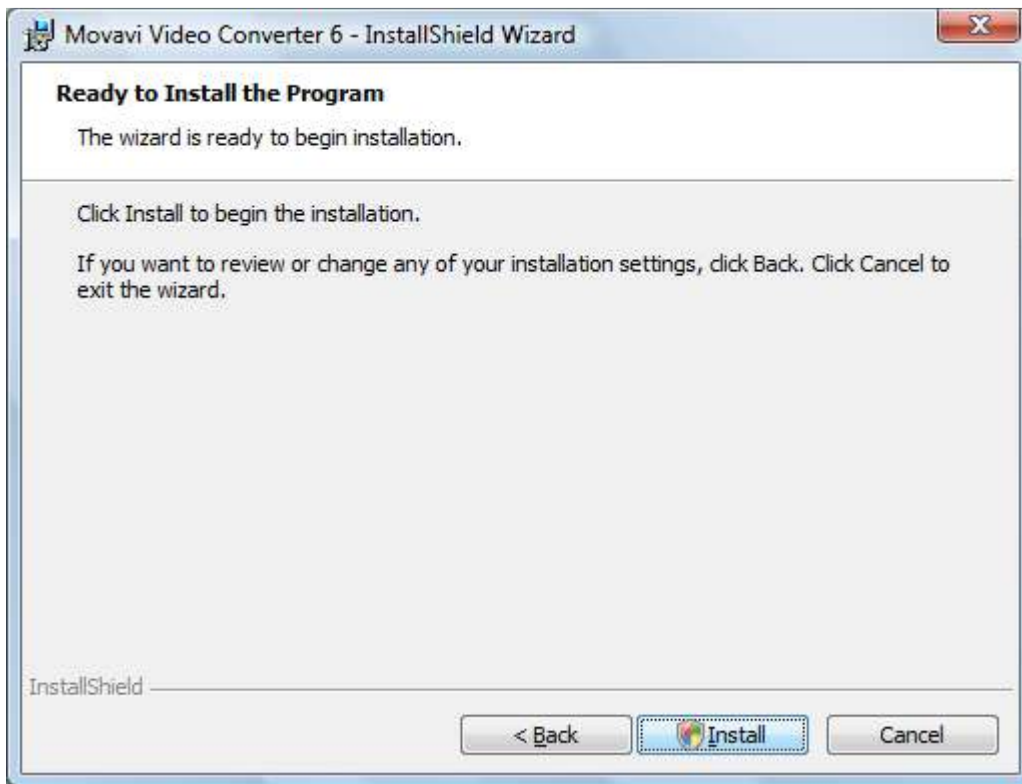
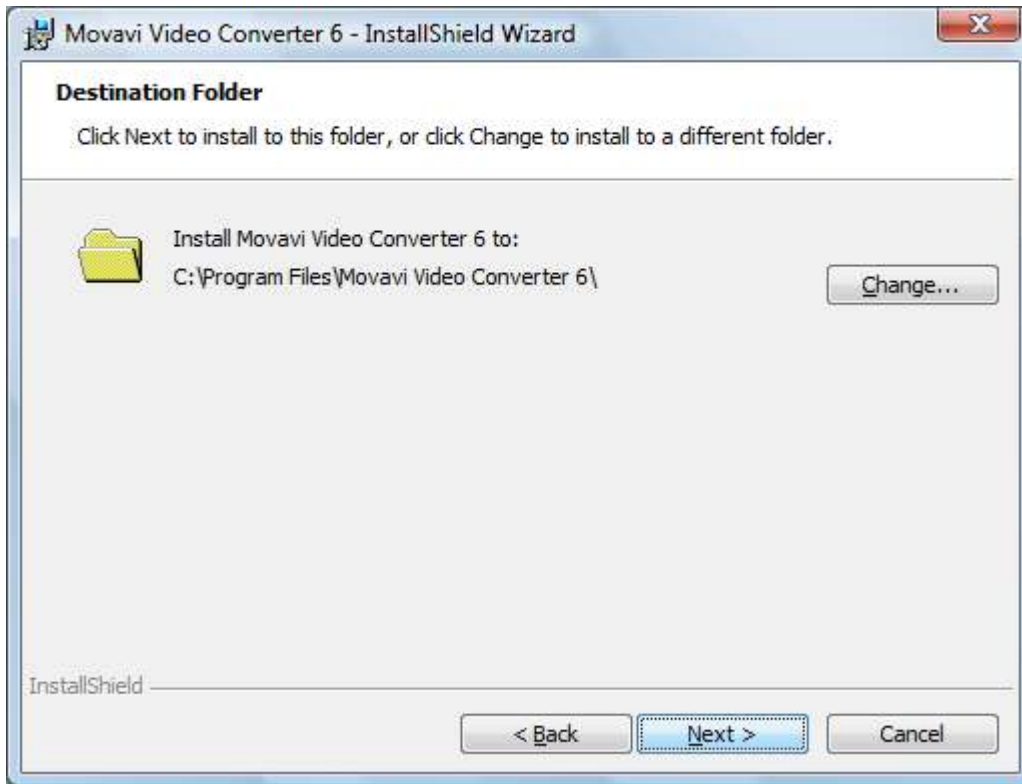
Note: this seemed affordable and has worked for me. I have not tested other video converters.

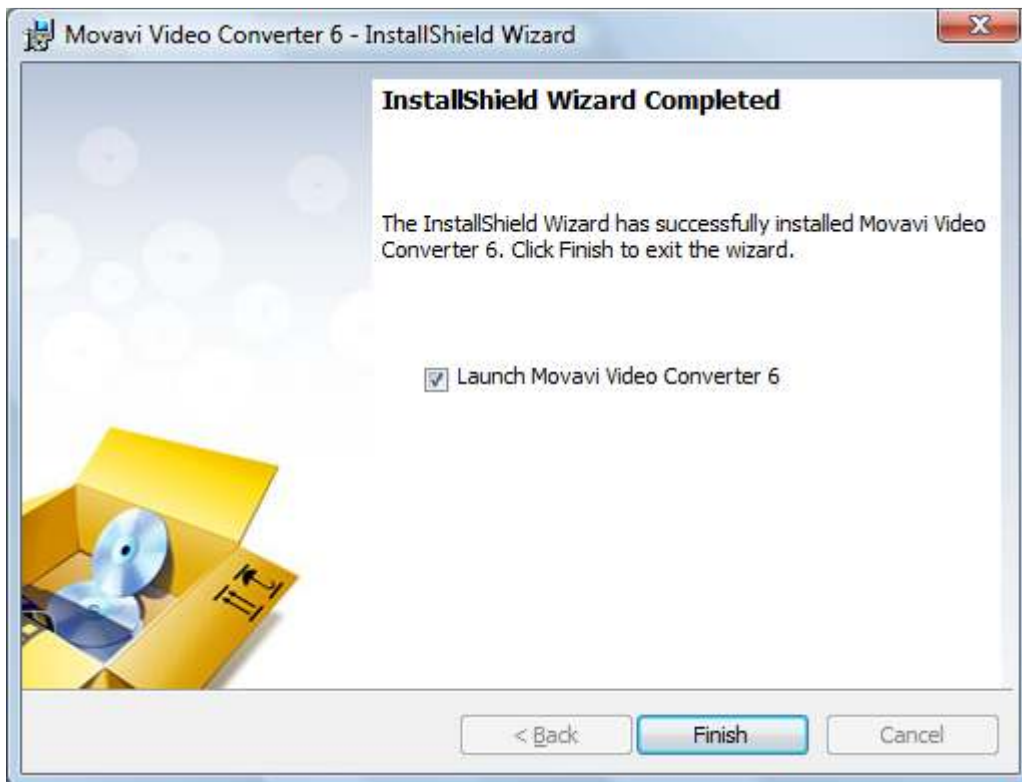


When I purchased the video converter I received an email with a link that enabled me to download and execute a file named videoconvertersetup.exe







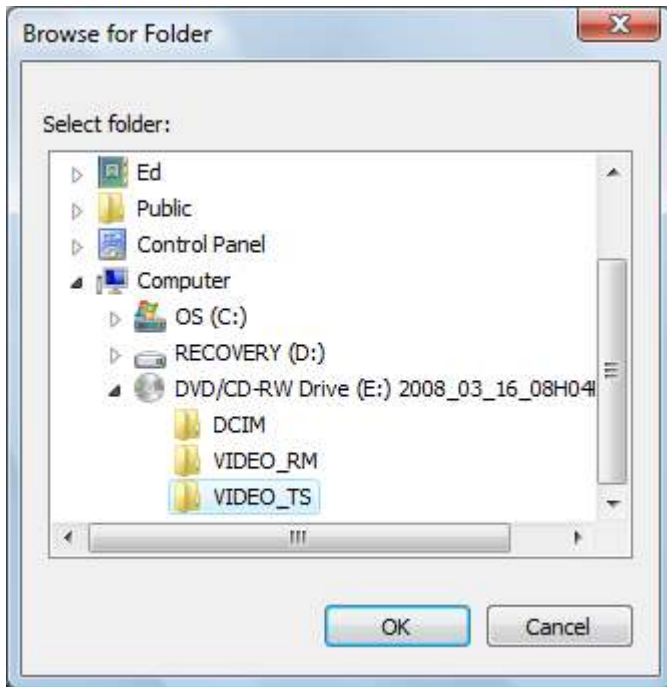


Launch Movavi Video Converter 6

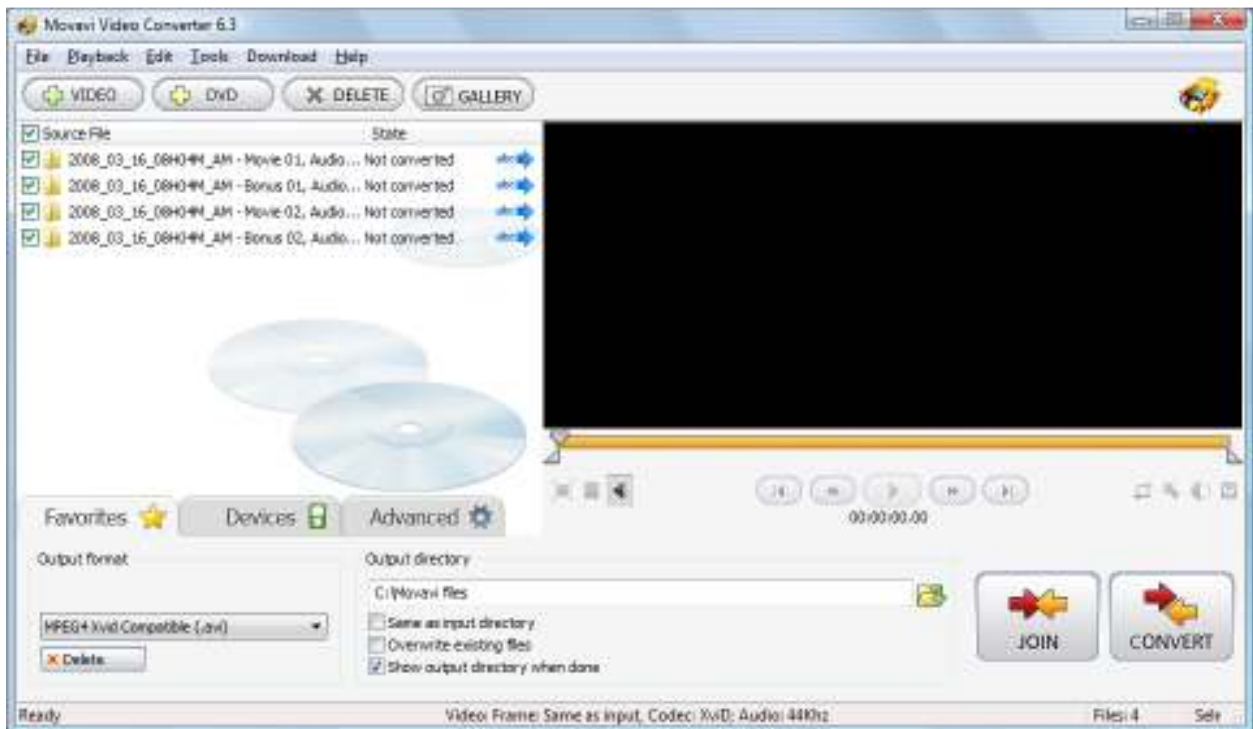
Click on “ + Video” button



Navigate to the DVD drive and folder VIDEO_TS

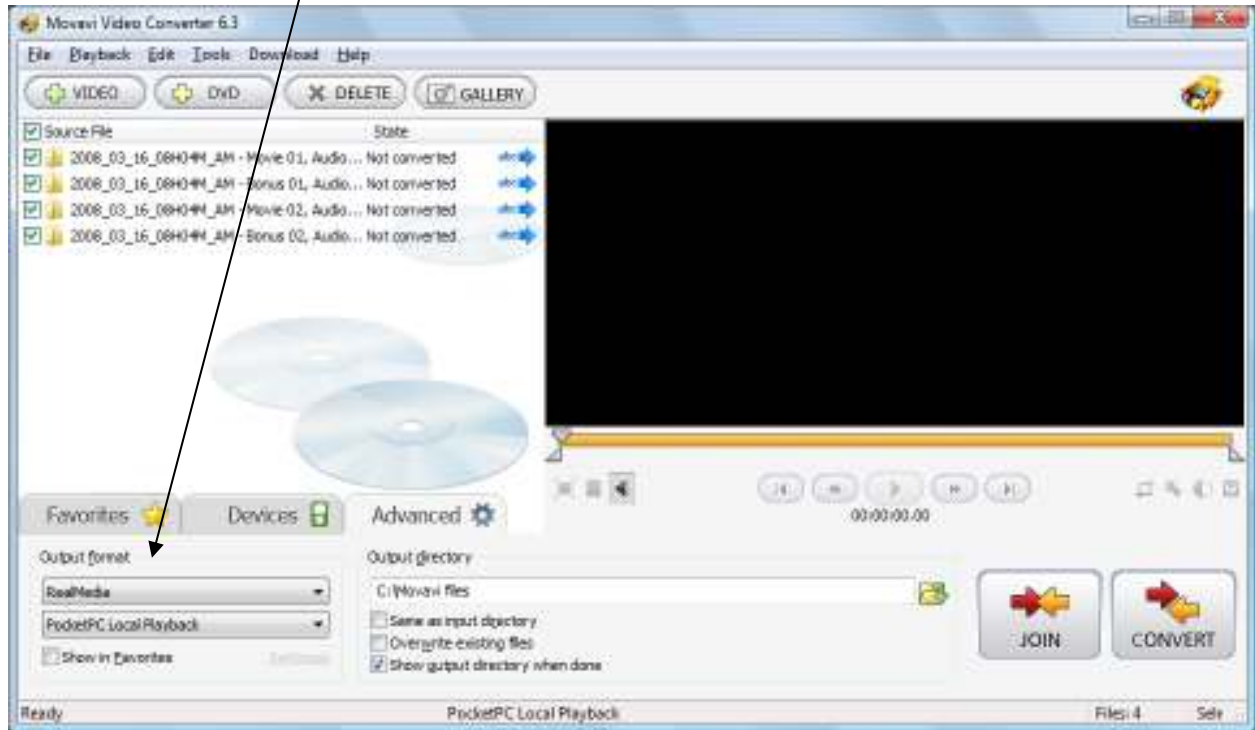


Select (check) files to convert

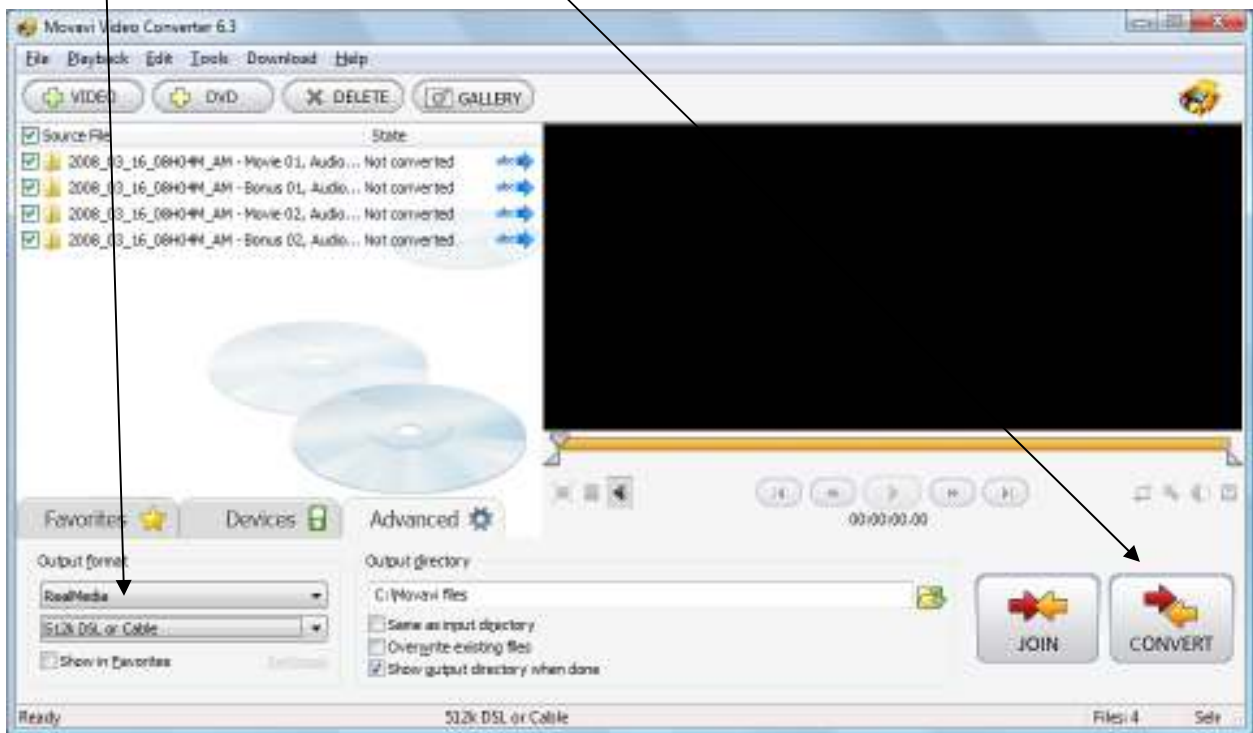


Select Output format of "RealMedia"

(other types may work too, but "RealMedia" worked for me.)



I select 512k DSL or Cable, then I click on "Convert"



The first time you use the converter you will encounter this message:



Thank you for evaluating. This trial version has the following limitations:

Tag "Trial Version" is added to converted videos.

This copy is for evaluation purpose only. Please register to use the full version

Buy Now

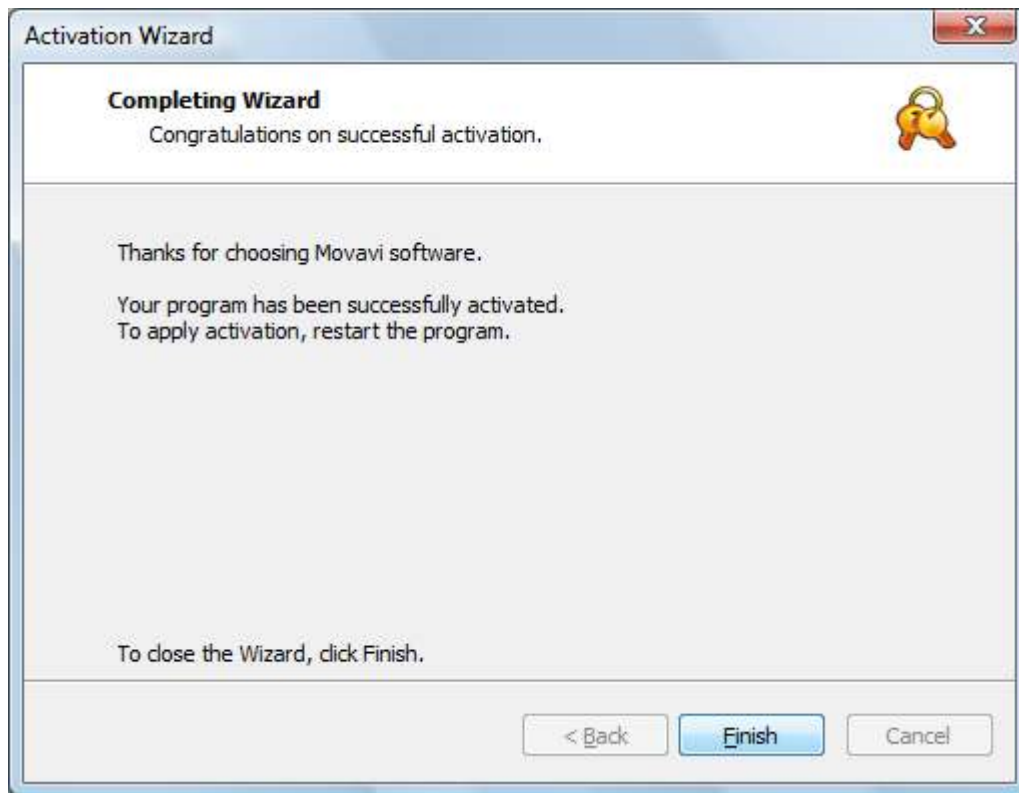
Activate

Continue Evaluation



Copy and paste the activation key from the registration email message

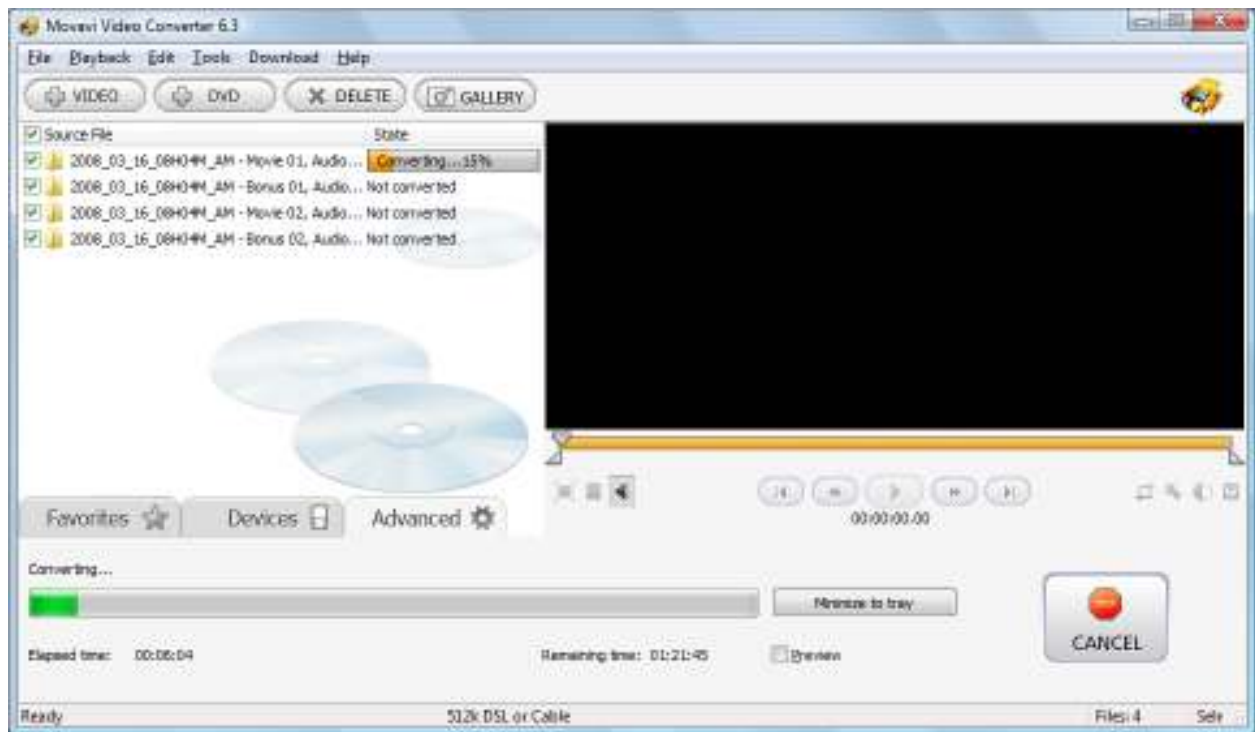




Now the conversion process should start:



I typically let this run overnight and check it in the morning. It can run for hours.

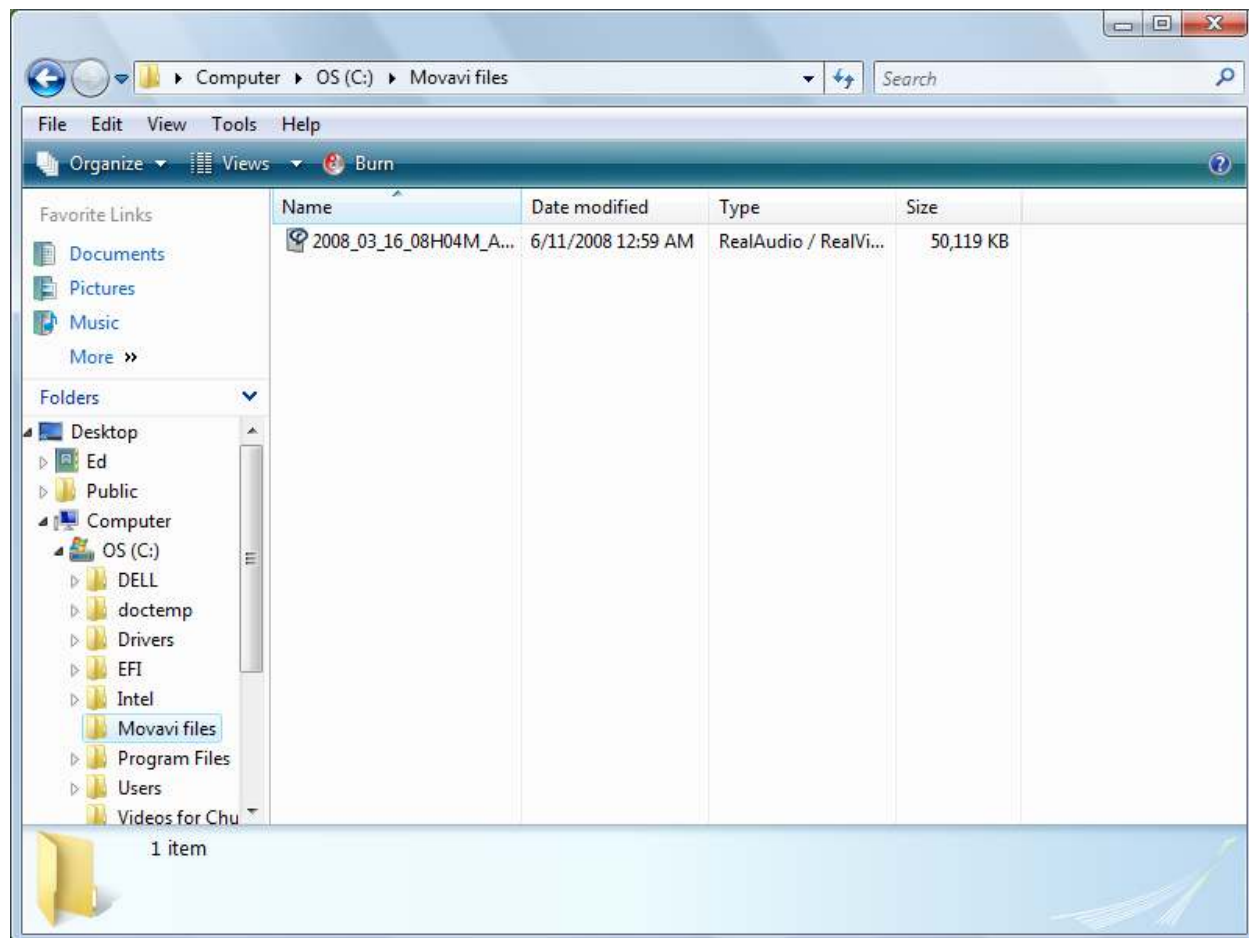


When it is finally done, the next step is to view the RealMedia file(s).

You may first need to install RealPlayer (it's free) from <http://www.real.com/>



In Windows Explorer, navigate to C:\Movavi Files (the default output destination for the converted files)



Double click on the .rm file to play it.

If you are not satisfied with the video, you can edit the file but this is beyond the scope of this workshop.

Then, if you are satisfied, upload the file(s) to Google Video.

Go to

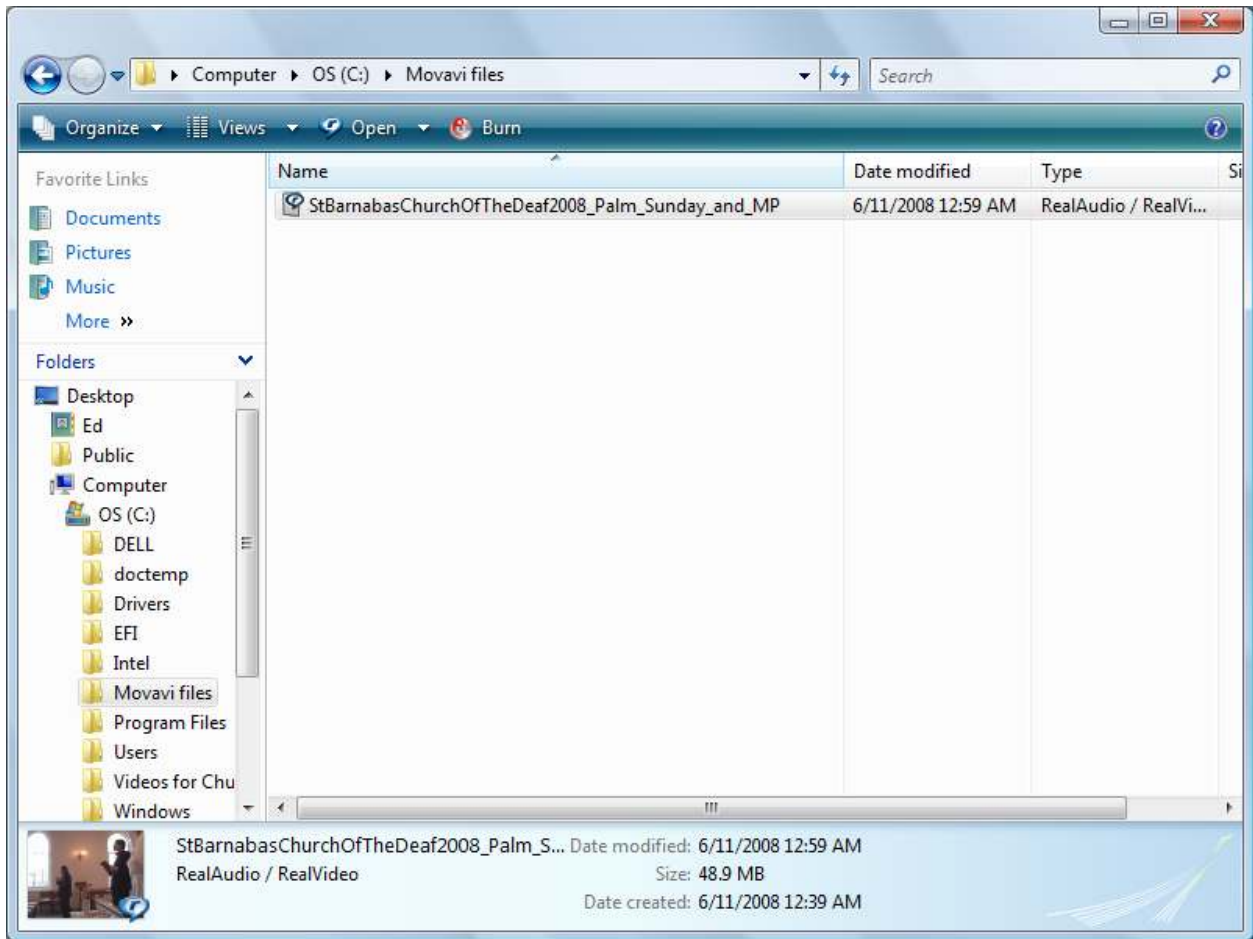
<http://video.google.com>

Sign in (create an account if you don't already have one)



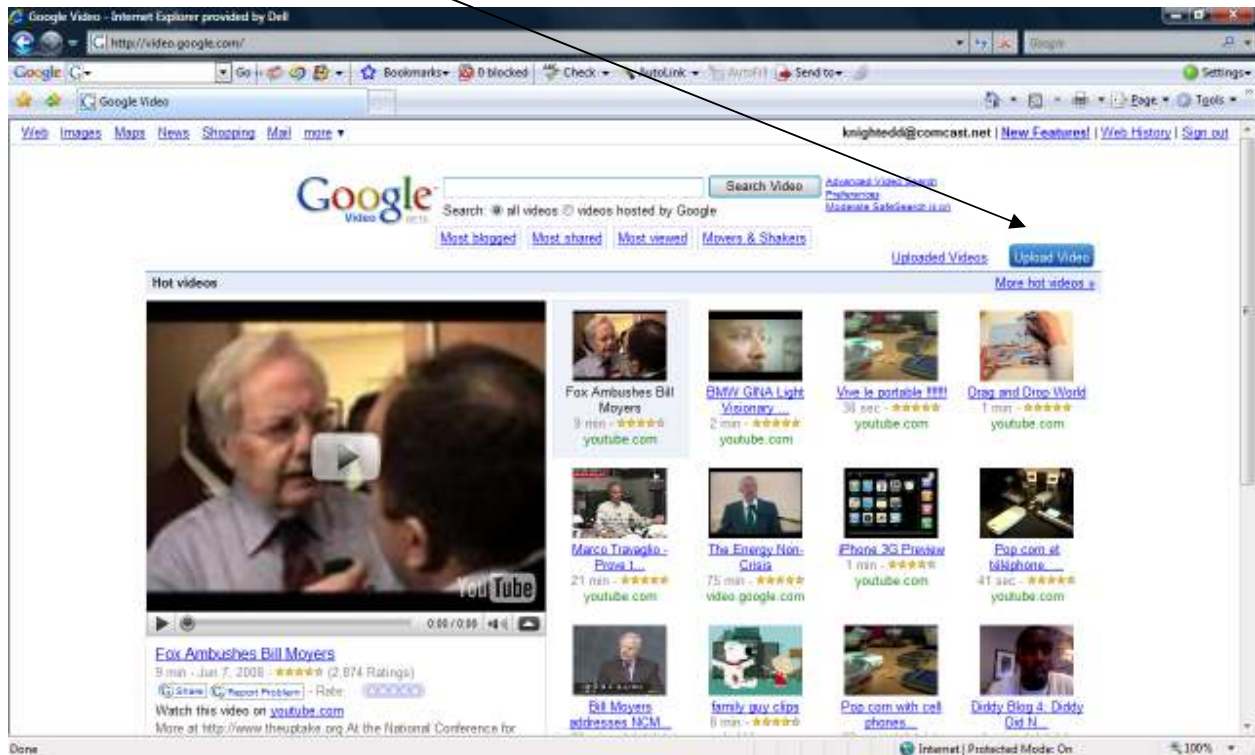
Before I upload the file I like to rename the file to give it a descriptive name such as

StBarnabasChurchOfTheDeaf2008_Palm_Sunday_and_MP

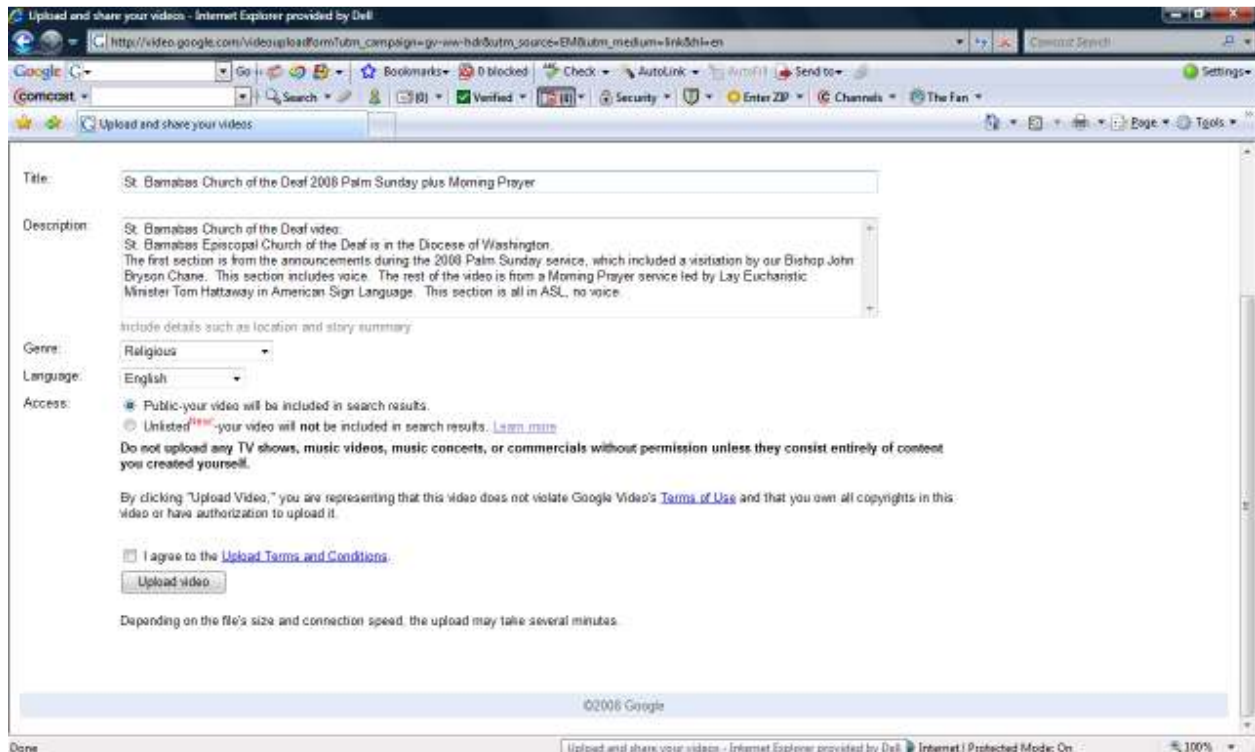
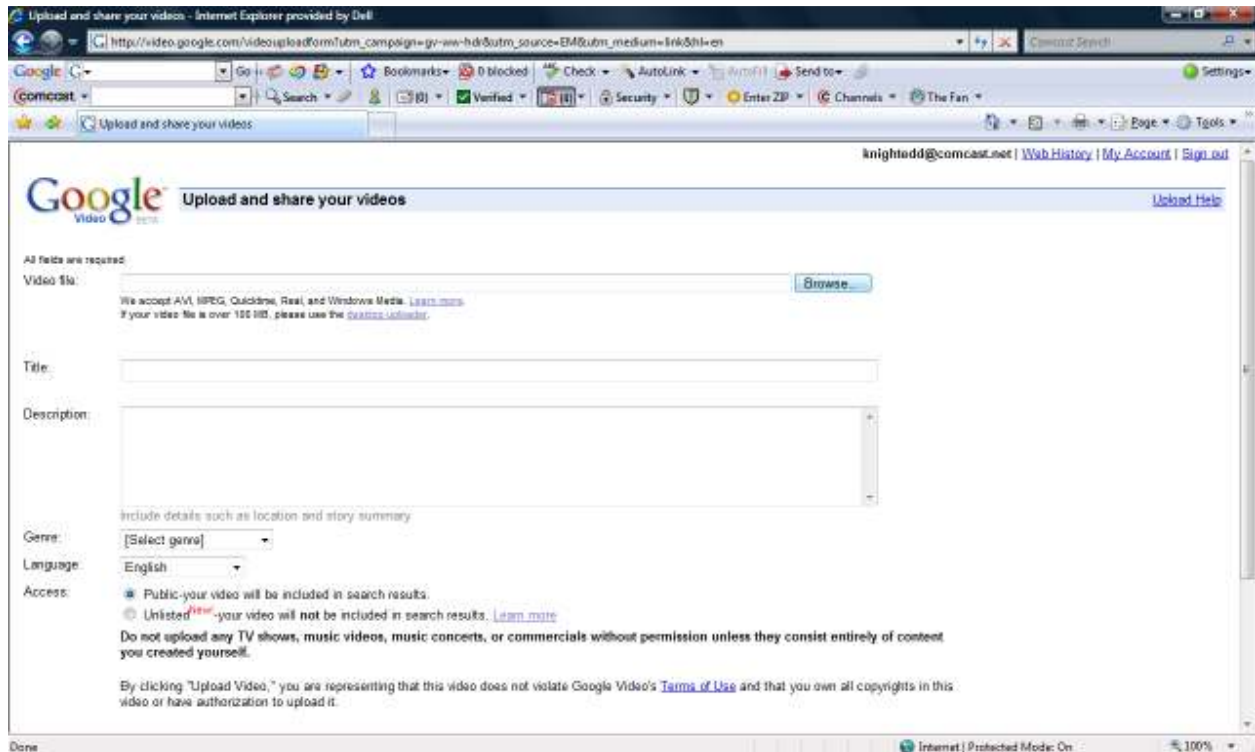


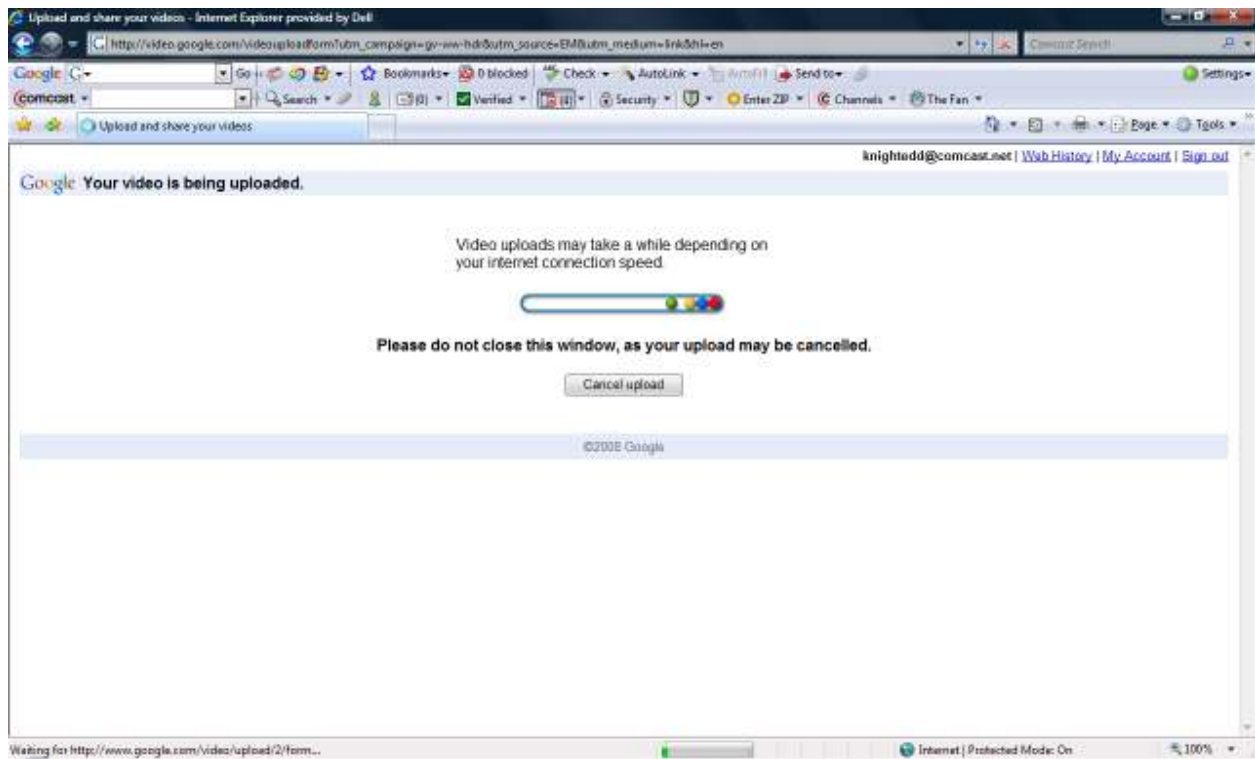
Upload Video:

Click "Upload Video" Button



Browse to navigate to the video file to upload. Add title and description. Click on Agree to terms and conditions and click on “upload video” button.





It took me about 30 minutes to upload a 50 MB file using my Comcast connection.



Check the status of the video. Google needs to check the video to make sure it is not objectionable. It used to take hours, but the last time I tried it took less than an hour.

Google Video (Beta) - Video Upload Program - Internet Explorer provided by Dell

https://www.google.com/video/upload/Status?hl=en

Google Video Upload Program

knighedd@comcast.net | My Account | Help | Sign out

Videos Reports

Video Status | Upload Video

Video Status

Needs Action (0) All (9) Processing (1) Rejected (0) Failed (0) Live (8)

9 Videos - These are all the videos in your account. Click on the "Action" links for any video to change its video information.

Video Filename	Title	Status	Date Uploaded	Actions
C:\Movavi files\StBarnabasChurchOfTheDeaf2008_Palm_Sunday_and_MP.rm	St. Barnabas Church of the Deaf 2008 Palm Sunday plus Morning Prayer	Processing	Jun 22, 2008	Edit Video Info Captions/Subtitles Add
StBarnabasChurchOfTheDeafPalmSunday2007a.rm	St. Barnabas Episcopal Church of the Deaf Palm Sunday 2007 Service with the Rev. Dr. Roger Pickering	Live - View	Apr 6, 2007	Edit Video Info Captions/Subtitles Add
StBarnabasChurchOfTheDeaf20061210_part1.rm	St. Barnabas Episcopal Church of the Deaf December 10 2006 lessons and sermon	Live - View	Dec 11, 2006	Edit Video Info Captions/Subtitles Add
StBarnabasChurchOfTheDeaf20061210Advent.rm.rm	St. Barnabas Episcopal Church of the Deaf Advent Service December 10 2006	Live - View	Dec 11, 2006	Edit Video Info Captions/Subtitles Add
StBarnabasDfMalzhahnStudy20061001.rm	St. Barnabas Episcopal Church of the Deaf Coffee Hour discussion	Live - View	Oct 2, 2006	Edit Video Info Captions/Subtitles Add
St_Barnabas_Holy_Eucharist.rm	St. Barnabas Episcopal Church of the Deaf Holy Eucharist August 27 2006 part II	Live - View	Aug 27, 2006	Edit Video Info Captions/Subtitles Add
VTS_01_1.rm	St. Barnabas Episcopal Church of the Deaf Holy Eucharist August 27 2006	Live - View	Aug 27, 2006	Edit Video Info Captions/Subtitles Add

Done

You can Edit Video Info to add the URL for your church website, fix typos in the description, etc.

Google Video (Beta) - Video Upload Program - Internet Explorer provided by Dell

https://www.google.com/video/upload/EditVideoInfo?cid=617a1a33bf6c05h=en

Google Video Upload Program

knighedd@comcast.net | My Account | Help | Sign out

Videos Reports

Video Status | Upload Video

Add/Edit Video Information

Use this form to add and edit video information for video files that you have uploaded. You can edit this information at any time. Required fields are marked below. Note: this information will be visible to users.

Video file: C:\Movavi files\StBarnabasChurchOfTheDeaf2008_Palm_Sunday_and_MP.rm

Title: St. Barnabas Church of the Deaf 2008 Palm Sunday plus Morning Prayer

Description: St. Barnabas Church of the Deaf videos. St. Barnabas Episcopal Church of the Deaf is in the Diocese of Washington. The first section is from the announcements during the 2008 Palm Sunday service, which included a visitation by our Bishop John Bryson.

I certify that this video is not pornographic or obscene material

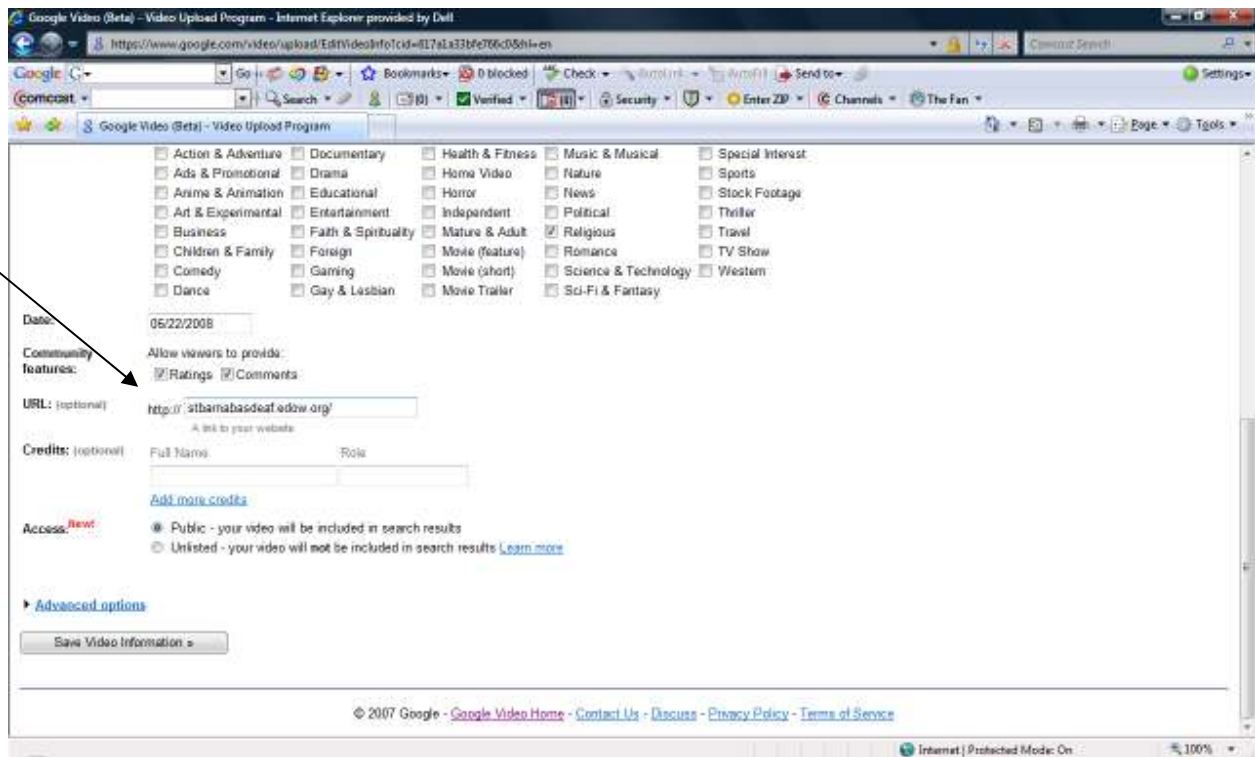
Language: English

Production company: Company or individual who made this video.

Genre: Choose up to 3 genres.

- Action & Adventure
- Advertisements
- Animation
- Art & Experimental
- Business
- Documentary
- Drama
- Educational
- Entertainment
- Faith & Spirituality
- Health & Fitness
- Home Video
- Horror
- Independent
- Mature & Adult
- Music & Musical
- Nature
- News
- Political
- Religious
- Special Interest
- Sports
- Stock Footage
- Thriller
- Travel

Internet | Protected Mode: On



Once the status of the video upload changes from “processing” to “live” you can view the video:

The screenshot shows the Google Video Upload Program interface in Internet Explorer. The page title is "Google Video (Beta) - Video Upload Program". The user is logged in as "knighted4@comcast.net". The "Video Status" section shows a list of videos with the following columns: Video Filename, Title, Status, Date Uploaded, and Actions. All videos in the list have a status of "Live". An arrow points to the "Status" column header.

Video Filename	Title	Status	Date Uploaded	Actions
C:\Movavi\Nus\StBarnabasChurchOfTheDeaf2008_Palm_Sunday_and_MP.rm	St. Barnabas Church of the Deaf 2008 Palm Sunday plus Morning Prayer	Live - View	Jun 22, 2008	Edit Video Info Captions/Subtitles Add
StBarnabasChurchOfTheDeafPalmSunday2007a.rm	St. Barnabas Episcopal Church of the Deaf Palm Sunday 2007 Service with the Rev. Dr. Roger Pickering	Live - View	Apr 6, 2007	Edit Video Info Captions/Subtitles Add
StBarnabasChurchOfTheDeaf20061210_part1.rm	St. Barnabas Episcopal Church of the Deaf December 10 2006 lessons and sermon	Live - View	Dec 11, 2006	Edit Video Info Captions/Subtitles Add
StBarnabasChurchOfTheDeaf20061210Advent.rm.rm	St. Barnabas Episcopal Church of the Deaf Advent Service December 10 2006	Live - View	Dec 11, 2006	Edit Video Info Captions/Subtitles Add
StBarnabasDeafMalziuhinStudy20061001.rm	St. Barnabas Episcopal Church of the Deaf Coffee Hour discussion	Live - View	Oct 2, 2006	Edit Video Info Captions/Subtitles Add
St_Barnabas_Holy_Eucharist.rm	St. Barnabas Episcopal Church of the Deaf Holy Eucharist August 27 2006 part II	Live - View	Aug 27, 2006	Edit Video Info Captions/Subtitles Add
VTS_01_1.rm	St. Barnabas Episcopal Church of the Deaf Holy Eucharist August 27 2006	Live - View	Aug 27, 2006	Edit Video Info Captions/Subtitles Add

St. Barnabas Church of the Deaf 2008 Palm Sunday plus Morning Prayer - Internet Explorer provided by Dell

http://video.google.com/videoplay?docid=15683756697883832025h+en

Google Video Search [Advanced Video Search](#) [Preferences](#) [Account](#) [Sign out](#)

Search: all videos videos hosted by Google

St. Barnabas Church of the Deaf 2008 Palm Sunday plus Morning Prayer



Details [Comments](#) [More from user](#)

St. Barnabas Church of the Deaf 2008 Palm Sunday plus Morning Prayer - 15 min - Jun 22, 2008

St. Barnabas Church of the Deaf video: St. Barnabas Episcopal Church of the Deaf is in the Diocese of Washington. The first section is f...at...

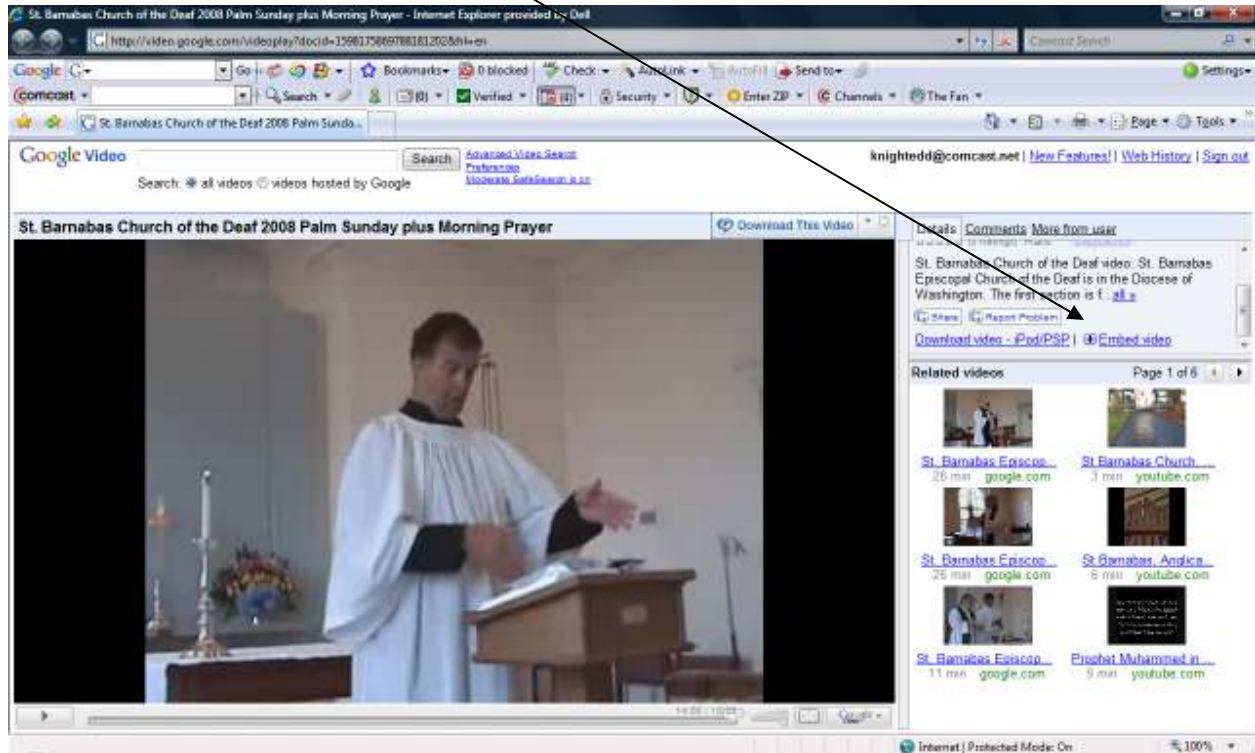
Related videos Page 1 of 6

- [St. Barnabas Episcop...](#) 26 min google.com
- [St. Barnabas Church...](#) 3 min youtube.com
- [St. Barnabas Episcop...](#) 25 min google.com
- [St. Barnabas Anglica...](#) 6 min youtube.com
- [St. Barnabas Episcop...](#) 11 min google.com
- [Prophet Muhammed in...](#) 9 min youtube.com

Internet | Protected Mode: On 100%

After you view the video you can add it to your church website:

Click on "embed video"



Copy the contents to Notepad:

```
<EMBED id=VideoPlayback style="WIDTH: 400px; HEIGHT: 326px"
src=http://video.google.com/googleplayer.swf?docid=1598175869788181202&hl=en&fs=true
type="application/x-shockwave-flash flashvars=" allowFullScreen="true" ?> </EMBED>
```

This is what you will paste into your website design.

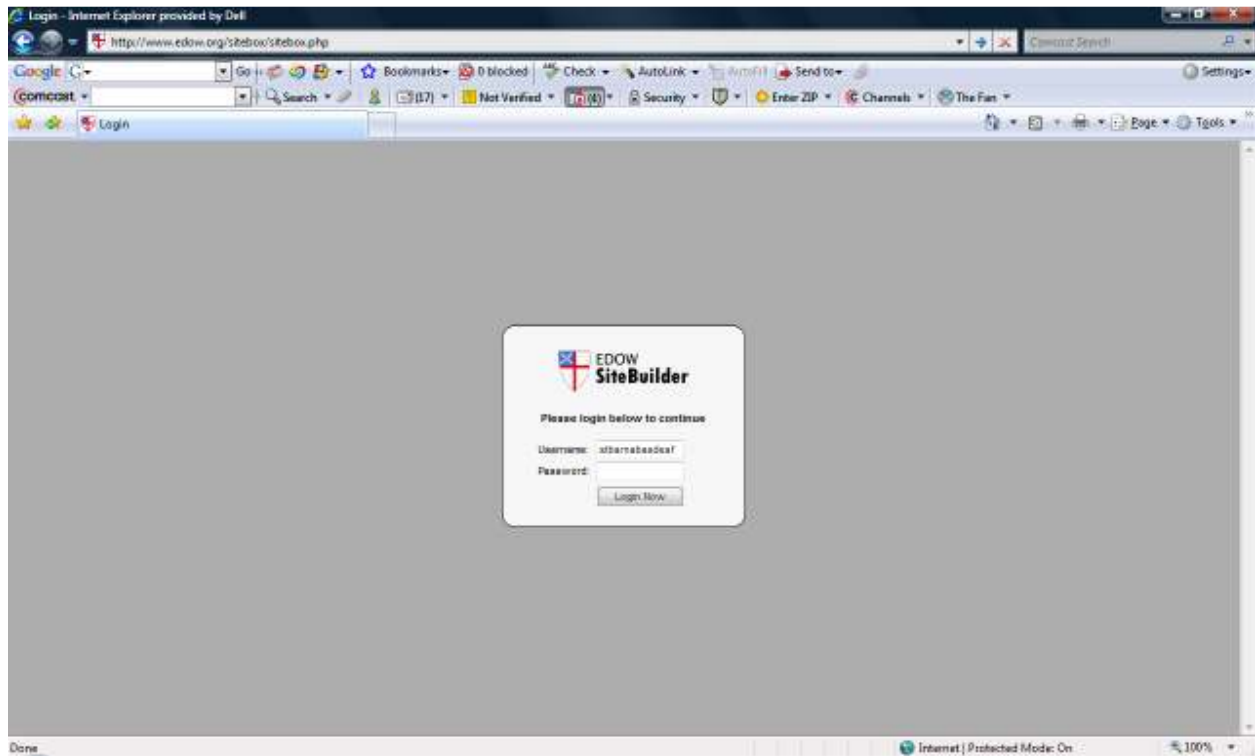
Note on what I use to maintain our website: The Diocese of Washington offers an online content editing solution for web sites hosted with the diocese. It includes File Manager, an online storage center for all of the files used to construct the web site. Everything from logos to templates to text files can be kept there, loaded via ftp

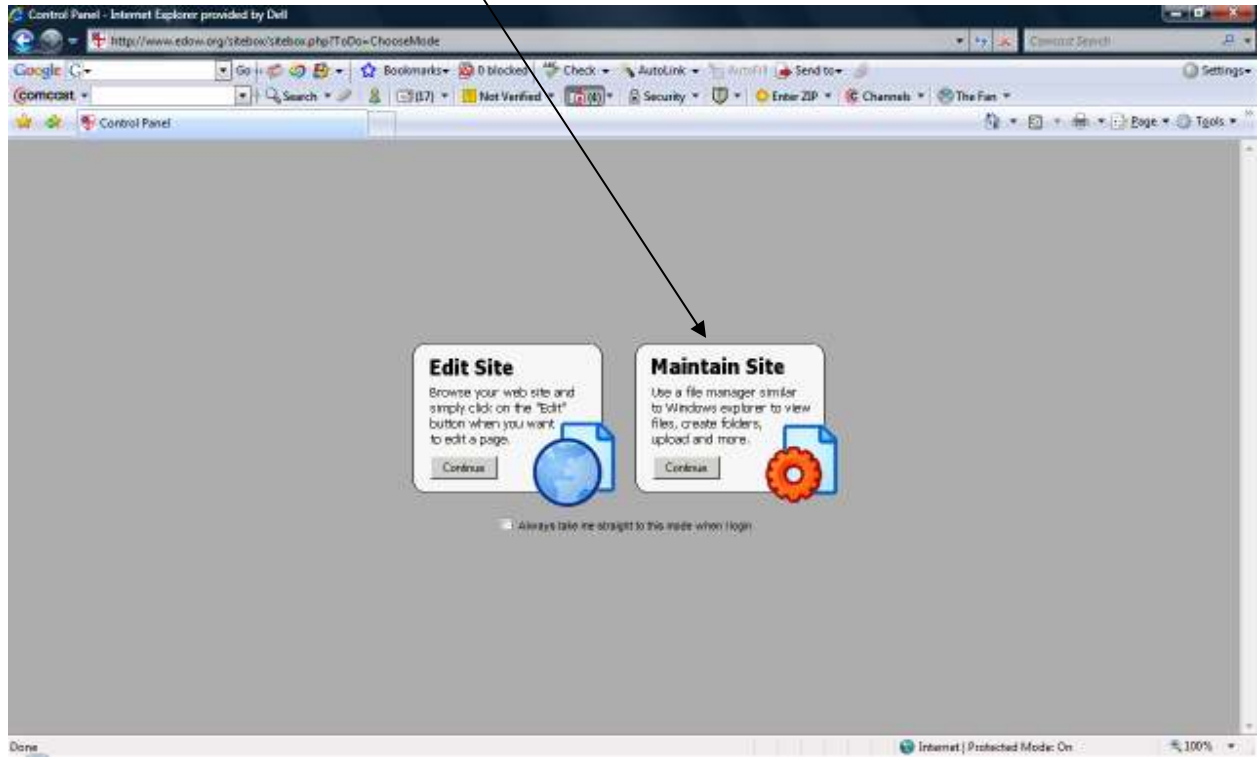
The website for the site editor program is www.sitebuilder.com

This is the link I use that the diocese provided me:

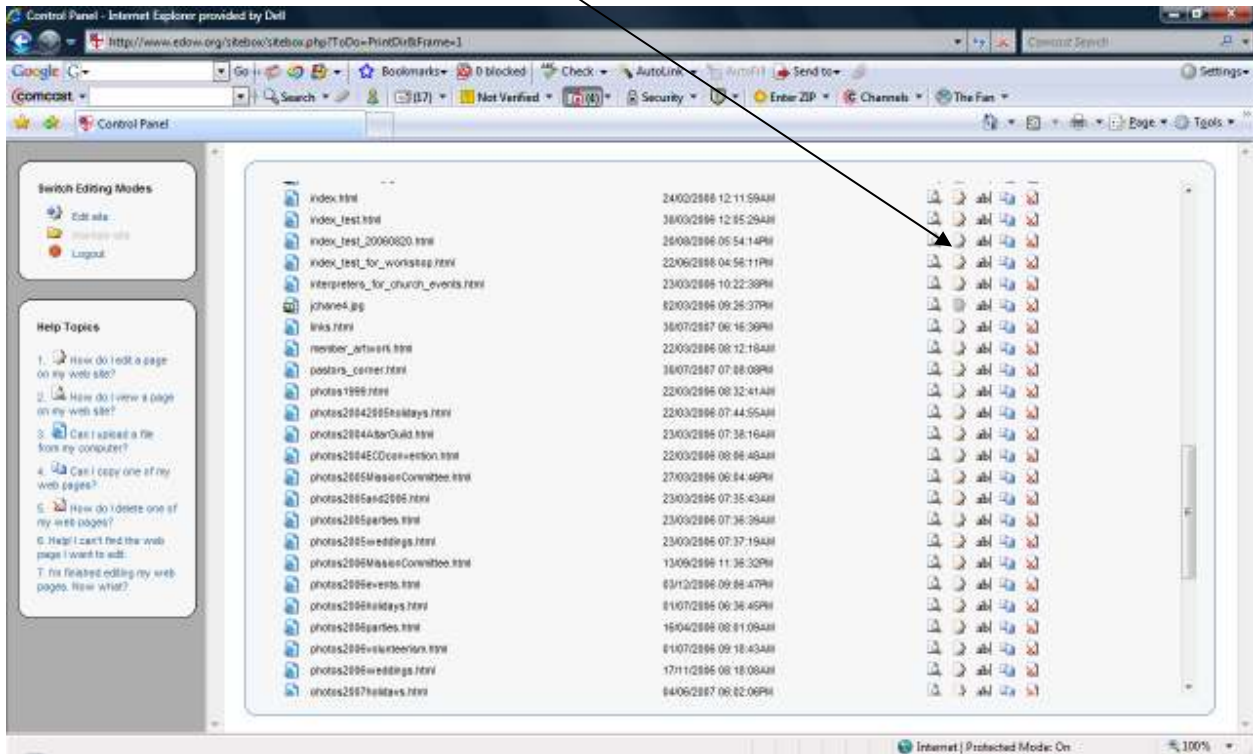
URL: www.edow.org/sitebox

Login: stbarnabasdeaf

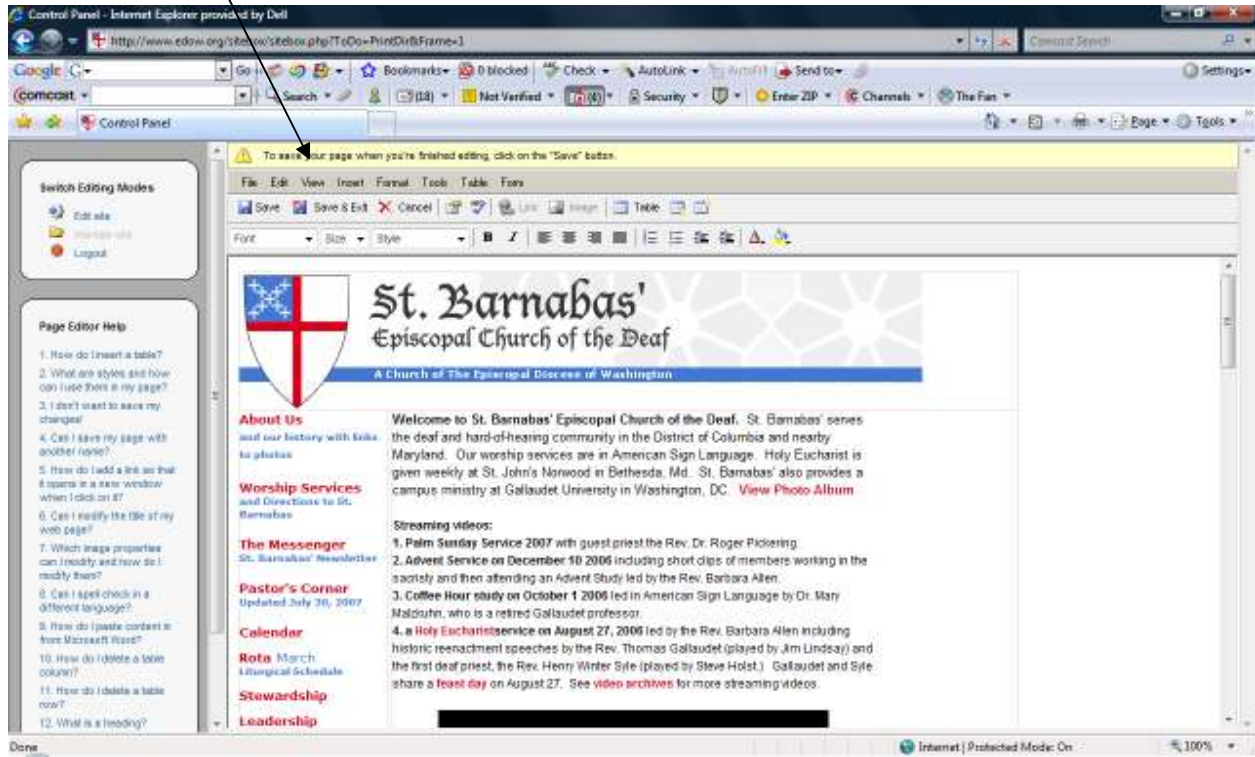


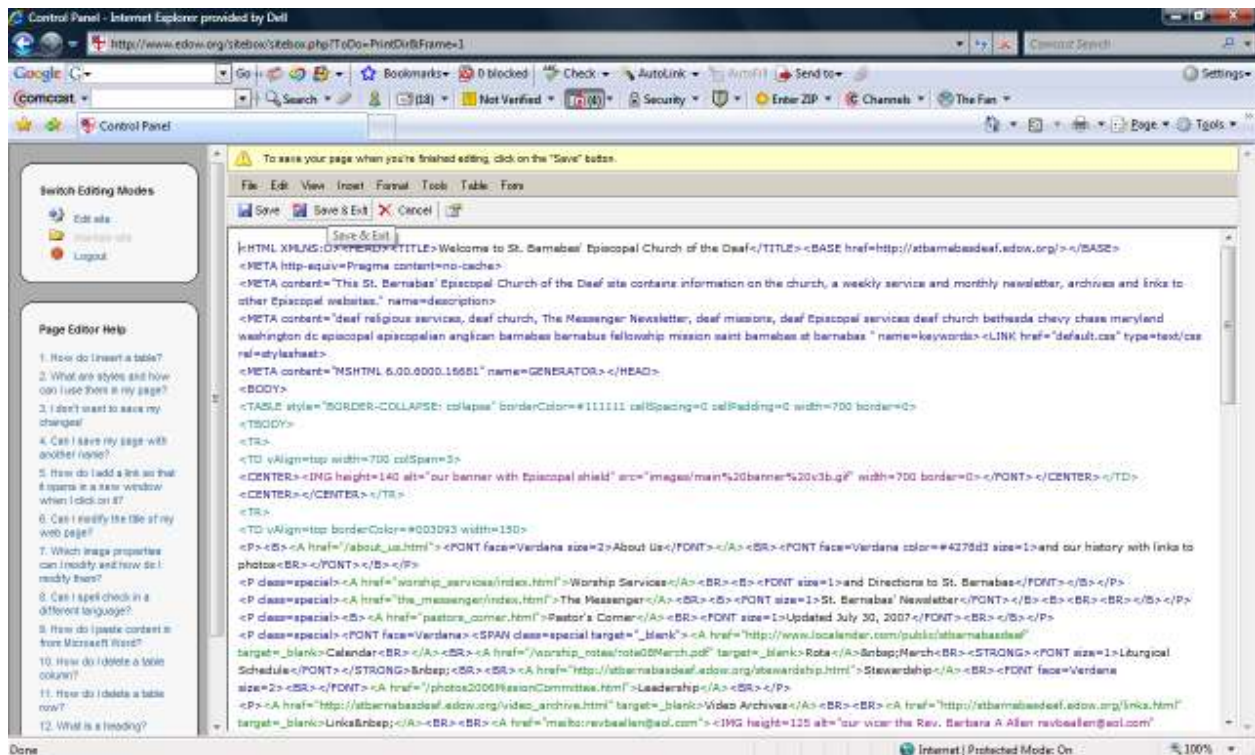


Edit index.html (or in this example index_test_for_workshop.html)



Toggle view to see HTML





Copied the text in:

Control Panel - Internet Explorer provided by Dell

http://www.edow.org/stebow/stebow.php?T=00=PinGDrBFrame=1

Google

Control Panel

A previously saved version of this web page exists. [Click here to view it](#) or [click here to reload](#)

File Edit View Insert Format Tools Table Help

Save Save & Exit Cancel

streamline and many members, the worship services are in American Sign Language. Holy Communion given weekly at St. Barnabas' Bethesda, Md. St. Barnabas' also provides a campus ministry at Gallaudet University in Washington, DC. View Photo Album

Streaming videos:

1. Palm Sunday Service 2007 with guest priest the Rev. Dr. Roger Rokering.
2. Advent Service on December 10 2005 including short clips of members working in the sacristy and then attending an Advent Study led by the Rev. Barbara Allen.
3.
Coffee Hour study on October 1 2005
led in American Sign Language by Dr. Mary Malzkorn, who is a retired Gallaudet professor.

4. a Holy Eucharist service. on August 27, 2006 led by the Rev. Barbara Allen including historic
renewment speeches by the Rev. Thomas Gallaudet (played by Jim Lindsay) and the first deaf priest, the Rev. Henry Winter Syle (played by Steve Holst.

Gallaudet and Syle share a feast day on August 27.

See video archive
for more streaming videos.</P>

<DIV align=center>

<TABLE id=AutoNumber1 style="BORDER-COLLAPSE: collapse; borderColor=#111111 cellSpacing=0 cellPadding=0 width=400 border=0">

<TR><EMBED id=VideoPlayback style="WIDTH: 400px; HEIGHT: 326px" src=http://video.google.com/googleplayer.swf?docId=1508175869705101202&hl=en&fs=true type=application/x-shockwave-flash flashvars="allowFullScreen=true"></EMBED>

<TR><EMBED id=VideoPlayback style="WIDTH: 400px; HEIGHT: 326px" src=http://video.google.com/googleplayer.swf?docId=1234700643482849577&hl=en type=application/x-shockwave-flash flashvars=""></EMBED>

<TD vAlign=bottom width=150>

<P align=left>
</TD><EMBED id=VideoPlayback style="WIDTH: 400px; HEIGHT: 326px" src=http://video.google.com/googleplayer.swf?docId=28714769132167344955&hl=en type=application/x-shockwave-flash flashvars=""></EMBED>

<TD width=150><EMBED id=VideoPlayback style="WIDTH: 400px; HEIGHT: 326px" src=http://video.google.com/googleplayer.swf?docId=-752682856603275623&hl=en type=application/x-shockwave-flash><EMBED id=VideoPlayback style="WIDTH: 400px; HEIGHT: 326px" src=http://video.google.com/googleplayer.swf?docId=7549564690560735&hl=en type=application/x-shockwave-flash"></EMBED></TD></TR></TABLE></CENTER></DIV>
</TD></TR>

<TD vAlign=top borderColor=#000093 width=150>

<P>

</P></TD>

<TD vAlign=top width=30>
</TD>

Control Panel - Internet Explorer provided by Dell

Internet | Protected Mode: On

100%

Final result:

Welcome to St. Barnabas' Episcopal Church of the Deaf - Internet Explorer provided by Dell

http://stbarnabasdeaf.edow.org/index_test_for_workshop.html

Comcast Search

Google

Go

Bookmarks

0 blocked

Check

Settings

Comcast

Search

(18)

Not Verified

(4)

Security

Welcome to St. Barnabas' Episcopal Church of th...

Page

Tools

Updated July 30, 2007

Calendar

Rota March
Liturgical Schedule

Stewardship

Leadership

Video Archives

Links

Vicar

The Rev. Barbara A. Allen

Phone
301-907-7855 V/TTY


E-mail
revbaallen@aol.com

Pager
3017554346

contact church office
(address updates, etc)

Malzkuhn, who is a retired Gallaudet professor.

4. a **Holy Eucharist service on August 27, 2006** led by the Rev. Barbara Allen including historic reenactment speeches by the Rev. Thomas Gallaudet (played by Jim Lindsay) and the first deaf priest, the Rev. Henry Winter Syle (played by Steve Holst.) Gallaudet and Syle share a **feast day** on August 27. See **video archives** for more streaming videos.



Done

Internet | Protected Mode: On

100%