

At first, in the Sacristy Room . . .



1. Lay a work cloth on a surface, then place the chalice on it

Chalice

Work Cloth

2. Fill the bread box with communion wafers



Bread Box



3. Fill one cruet with wine, the other cruet with water.

Two Cruets

4. Cover the chalice with a purificator



Purificator
(should be folded lengthwise across the chalice, not in front)



5. Place a paten on the top of the chalice with a purificator.

Paten



6. If there is an ordained minister, lay a host wafer on the paten.

Host Wafer

7. Place a pall over the paten.



Pall

8. Cover the paten, pall, and chalice with a veil.



Chalice Veil

9. Place a burse on the top of the chalice veil with hinge on left side.



Burse

10. Open the burse and place another (second) purificator inside.



2nd Purificator


front

Note: You can vest the chalice first, then set up the bread box and cruets later.



... then bring the rest to the Altar Table

How to set up the Altar Table

1. Spread out a Corporal, a square cloth with a cross in the front aligned with the cross of the fair linen. (Corporal is folded right side in nine square)
2. Place the vested chalice on the upper center. (On upper fold line of the Corporal)



On the Credence



After the Service

Washing the vessels and purificators

1. Rinse the chalice and the paten which are consecrated with cold water in a basin. Also rinse purificator if it has wine stains left on the chalice sipped.
2. Pour the consecrated water into a piscina, not in a regular sink. (It has been said that the consecrated water rinsed from the vessels and purificators is too liturgical to be drained into city sewage.) See box below.
3. Wash all the vessels, chalice, paten and two cruets in hot, soapy water, and wipe and put back into the carrying box.
4. Put all linen to be laundered in a special place.
5. See that fresh linen for the next service is arranged. Put away the veil and burse.
6. Be sure that everything is left in perfect order for the new members coming in, everything clean, inventories checked, etc.



Piscina: a special sink with a drain leading directly to the ground, where the water used for rinsing sacred vessels, etc., can be poured away.

(If there is no piscina, you can pour outside on the ground)

